

Zoom Quick Start Student Instructions

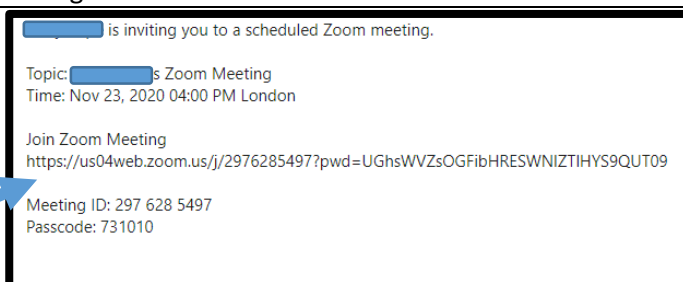
Please note: students under 16 are not eligible to sign up for Zoom at this time, however they can join a meeting/class setup by a teacher with an account. (Zoom US 2020)

How to join a Class/Meeting

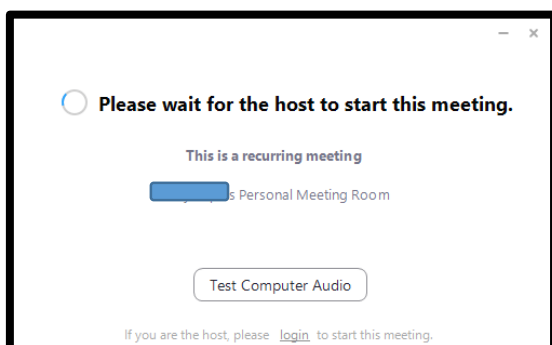
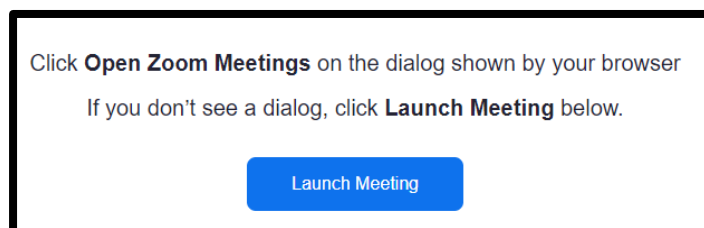
Join via meeting URL.

1. This is the easiest way to access your lesson / meeting. You do not need to set up a Zoom account to do this. Open the email, newsletter, calendar invite, or other communication that contains a link to the prescheduled meeting and click the URL to join the Zoom Meeting.

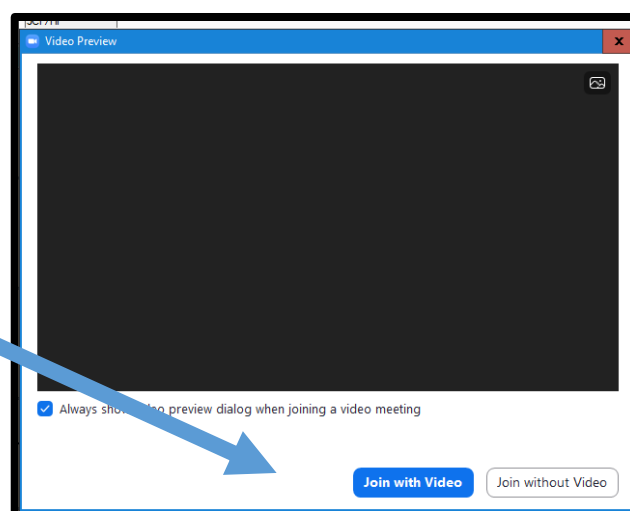
- 1) The link to the meeting / lesson is sent to you via SMHW.



- 2) Follow the link to arrive at this dialogue box.



- 3) Click on launch meeting. Wait for the teacher to start the meeting (if you are early!).



- 4) Video Preview Screen. Select 'Join without video'. The screen will be black.

- 5) Wait for the teacher to let you in!

